

UNIFORM STATUTORY DECLARATION FORM FOR THE REGISTRATION OF FITTING DESIGNS

NEW BRUNSWICK  
NUNAVUT

NOVA SCOTIA  
YUKON

PRINCE EDWARD ISLAND  
NORTHWEST TERRITORIES

NEWFOUNDLAND AND LABRADOR

MANUFACTURERS NAME: Swagelok Company

MANUFACTURERS ADDRESS: 29500 Solon Road, Solon, Ohio 44139 USA

PLANT LOCATIONS: Headquarters: 29500 Solon Road, Solon, Ohio 44139 USA (See Attachment A)

CATEGORY OF FITTINGS TO BE REGISTERED. CIRCLE ONE CATEGORY ONLY

(A) Pipe fittings, including couplings, tees, elbows, Ys, plugs, unions, pipe caps, or reducers  
 (B) Flanges: all flanges  
 (C) Valves: all line valves  
 (D) Expansion joints, flexible connections, and hose assemblies: all types  
 (E) Strainers, filters, separators, and steam traps  
 (F) Measuring devices, including pressure gauges, level gauges, sight glasses, levels, or pressure transmitters  
 (G) Certified capacity-rated pressure relief devices acceptable as primary over pressure protection on boilers, pressure vessels, piping and fusible plugs  
 (H) Pressure retaining components that do not fall into one of the above categories  
 (N) Nuclear components: Class 1  Class 2  Class 3  (Meeting AEGB or ASME requirements)

TITLE OF THE STANDARD OF CONSTRUCTION  
ASME B31.1 for unlisted components, ASME B31.3 for unlisted components

SHOW MANUFACTURERS NAME, TRADEMARK, OR LOGO AS IT WILL APPEAR ON THE PRODUCT

Swagelok

TYPE OF CONSTRUCTION  
 FORGED  WELDED  WROUGHT   
 CAST  OTHER   
 DESCRIBE OTHER:

LIST OF SUPPORTING DOCUMENTATION AND IDENTIFICATION OF THE ACTUAL ITEMS TO BE REGISTERED:  
ISO 9001:2015 Certificate, Attachment A, Attachment B, Catalog Information and other Support Documents

DECLARATION:

I, Joel Feldman, Vice President, Engineering (see note 2) employed by Swagelok Company and being the person having full authority and responsibility for the quality of the end product do solemnly declare that the information contained in this form is true and to the best of my knowledge represents the product for which registration is sought. The dimensions, materials of construction, pressure ratings, and identification markings are in accordance with the herein named standards. I further declare that the manufacture of these fittings is regulated by a Quality Control Program which extends to each plant where fabrication occurs in whole or in part as being suitable for that purpose and I make this solemn declaration conscientiously believing it to be true, and knowing that it is of the same force and effect as if made under oath.



Joel C. Feldman  
 City of Solon, Ohio  
 Day of Feb AD 2019  
 Commission Expires \_\_\_\_\_  
 or Notary Public: (sign) Brenda Hammel  
 (Affix Official seal to the right)

USE THIS SPACE FOR THE OFFICIAL SEAL

This space for Regulatory Authority use

This registration must be revalidated after ten (10) years from the date of compliance.

CRN: 0A22161.5

FID#: 1214

YCO O-RING FACE SEAL FITTINGS

Notes:  
 1. All fittings shall be registered in the name of the Manufacturer.  
 2. Each category shall be supported with two Statutory Declaration forms and one copy of supporting documentation.  
 3. The declaration shall be made by the person having full authority and responsibility for the quality of the end product.  
 4. Quality control programs shall be resubmitted for validation at a maximum interval of five (5) years.

CRN EXPIRES FEB. 10, 2030-DIG.

PROVINCE OF PRINCE EDWARD ISLAND  
 COMMUNITIES, LAND & ENVIRONMENT

C.R.N. 0A22161.59

DATE: Feb 28/20

W

INSPECTION SERVICES SECTION  
 BOILER/PRESSURE VESSEL BRANCH

## Attachment B: Scope of Registration for VCO O-Ring Face Seal Fittings (Category A)

This document represents the scope of Swagelok's VCO O-Ring Gasket Face Seal Fittings covered by this submission for CRN approval in compliance with the requirements of ASME B31.1-2018 "Power Piping" as unlisted components per Section 104.7.2 and ASME B31.3-2018 "Process Piping" as unlisted components per Section 304.7.2.



### Summary Table

Product Series (Size)	Pressure Retaining Materials	Pressure Retaining Components	End Connections and Sizes	Maximum Rated Pressure (psig)		Design Code of Construction
				At 100°F	At Max Temp*	
-2 VCO (1/8")	316 SS (ASTM A479, ASTM A276) for straight fittings and glands  F316 SS (ASTM A182) for shaped fittings	Gland, Body	Tube Socket Weld 1/8"	12,600	8,120 @ 550°F	ASME B31.1 (Unlisted Components) and ASME B31.3 (Unlisted Components)
-4 VCO (1/4")			Gland, Body	Tube Socket Weld 1/4"	6,800	
		Reducing Tube Socket Weld 1/8"		12,600	8,120 @ 550°F	
		Male Tube Weld 1/8", 1/4"		11,200	7,220 @ 550°F	
		Automatic Tube Weld 1/4"		5,100	2,700 @ 550°F	
		Swagelok Tube Fitting 1/8", 1/4"		10,900-10,200	8,120 @ 550°F	
		Male SAE/MS 7/16-20, 9/16-18		4,500	4,500 @ 400°F	
		Male NPT 1/8", 1/4"		10,000-8,000	6,900-5,520 @ 450°F with sealant	
		Female NPT 1/8", 1/4"		8,400-6,600	5,790-4,550 @ 450°F with sealant	
-6 VCO (3/8")		Gland, Body	Tube Socket Weld 3/8"	8,100	5,220 @ 550°F	
-8 VCO (1/2")	316 SS (ASTM A479, ASTM A276) for straight fittings and glands	Gland, Body	Tube Socket Weld 1/2"	3,000	1,935 @ 550°F	
			Reducing Tube Socket Weld 1/4"	10,700	6,900 @ 550°F	
			Male Tube Weld 1/4", 3/8", 1/2"	11,100-7,500	7,160-4,830 @ 550°F	
			Automatic Tube Weld 3/8", 1/2"	3,500-3,300	1,850-1,750 @ 550°F	
			Swagelok Tube Fitting 3/8", 1/2"	7,500-6,700	6,600-4,830 @ 550°F	
			Male NPT 3/8", 1/2"	10,000-7,800	6,900-5,310 @ 450°F with sealant	
			Female NPT 3/8", 1/2"	6,600-4,900	4,450-3,380 @ 450°F with sealant	
	F316 SS (ASTM A182) for shaped fittings	Body	Male NPT 3/8", 1/2"	7,800 - 7,700 @ 100°F	5,380 - 5,310 @ 450°F with sealant	
			Swagelok Tube Fitting 3/8", 1/2"	7,500 - 6,700 @ 100°F	6,600 - 4,830 @ 550°F	
			Male SAE/MS 9/16-18, 3/4-16	3,600	3,600 @ 400°F	

# Swagelok

Canadian Registration Number Submittal  
 Category A: Swagelok VCO® O-Ring Face Seal Fittings

Date: January 20, 2020  
 Page 2 of 4

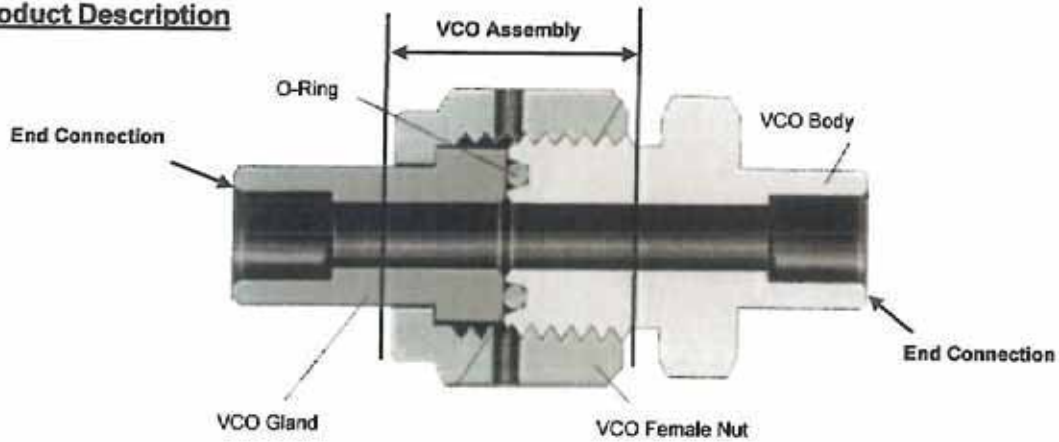
**Summary Table (cont'd)**

Product Series (Size)	Pressure Retaining Materials	Pressure Retaining Components	End Connections and Sizes	Maximum Rated Pressure (psig)		Design Code of Construction
				At 100°F	At Max Temp*	
-12 VCO (3/4")	316 SS (ASTM A479, ASTM A276) for straight fittings and glands	Gland, Body	Tube Socket Weld 3/4"	3,700	2,385 @ 550°F	ASME B31.1 (Unlisted Components) and ASME B31.3 (Unlisted Components)
			Automatic Tube Weld 3/4"	2,200	1,160 @ 550°F	
			Swagelok Tube Fitting 3/4"	5,800	5,100 @ 550°F	
			Male NPT 3/4"	7,300	6,420 @ 450°F with sealant	
			Female NPT 3/4"	4,600	3,170 @ 450°F with sealant	
			Male SAE/MS 1-1/16-12	3,800	3,800 @ 400°F	
	F316 SS (ASTM A182) for shaped fittings	Body	Male NPT 3/4"	5,800	5,030 @ 450°F with sealant	
			Swagelok Tube Fitting 3/4"	5,800	5,100 @ 550°F	
			Male SAE/MS 1-1/16-12	2,900	2,900 @ 400°F	
-16 VCO (1")	316 SS (ASTM A479, ASTM A276) for straight fittings and glands	Gland, Body	Tube Socket Weld 1"	3,000	1,935 @ 550°F	
			Automatic Tube Weld 1"	2,200	1,160 @ 550°F	
			Swagelok Tube Fitting 1"	4,700	4,130 @ 550°F	
			Male SAE/MS 1-5/16-12	2,900	2,900 @ 400°F	
			Male NPT 1"	4,700	3,150 @ 450°F with sealant	
			Female NPT 1"	4,400	3,030 @ 450°F with sealant	
	F316 SS (ASTM A182) for shaped fittings	Body	Male NPT 1"	4,700	3,150 @ 450°F with sealant	
			Swagelok Tube Fitting 1"	4,700	4,130 @ 550°F	
			Male SAE/MS 1-5/16-12	2,300	2,300 @ 400°F	




\* Maximum temperature of the VCO based on Perfluoroelastomer o-ring material



## Product Description



## Body Configurations

VCO Straights	
VCO Tees	
VCO Elbows	

## Product Options

Some of the product options listed below affect the pressure-temperature ratings shown in the Summary Table above, but in all cases the ratings are less than those shown in the above table.

- O-ring Material Options
  - Fluorocarbon FKM
  - Buna N
  - PTFE
  - Perfluoroelastomer
  - Ethylene propylene
- VCO Blind Nuts
- Pressure Bearing Component Material Options (allowable variations of 316 material) that may affect high temperature rating
  - 316L
  - 316LV (VAR)
  - 316LVV (VIMVAR)



Additional options and non-pressure boundary alterations that do not affect pressure-temperature ratings may be made available within the scope of this approval. Examples of these options are:

- VCO Blind Bodies
- Protective Caps
- Caps and Plugs with Lanyards
- Flow Restrictors
- "Bore-through" fitting through holes

### Quality System

The Swagelok Company quality system complies with the requirements of ISO 9001:2015. Swagelok Company maintains BSI Certificate of Registration Number FM 01729, which applies to all locations listed on the Certificate.

### References

The product catalog does not represent the full scope of the registration but rather details some of the most common options.

- VCO O-Ring Face Seal Fittings Product Catalog MS-01-28, Rev I



## Attachment A. Swagelok Manufacturing Locations

This document lists the Swagelok locations where end item or component level manufacturing activities take place.

Swagelok Company 29500 Solon Road Solon, Ohio 44139 USA	Swagelok Company (Falon 1) 348 Bishop Road Highland Heights, Ohio 44143 USA
Swagelok Company (Highland) 318 Bishop Road Highland Heights, Ohio 44143 USA	Swagelok Company (Falon 2) 358 Bishop Road Highland Heights, Ohio 44143 USA
Swagelok Company (OFC) 29495 F.A. Lennon Drive Solon, Ohio 44139 USA	Swagelok Company (HPF) 6050 Cochran Road Solon, Ohio 44139 USA
Swagelok Company (Atlantic) 26651 Curtiss Wright Parkway Willoughby Hills, Ohio 44092 USA	Swagelok Company (Snow Metal) 6060 Cochran Road Solon, Ohio 44139 USA
Swagelok Company (Micro) 26653 Curtiss Wright Parkway Willoughby Hills, Ohio 44092 USA	Swagelok Company (Alfred) 29500 Ambina Drive Solon, Ohio 44139
Swagelok Hose Services Company (SHSC) 29900 Solon Industrial Parkway Solon, Ohio 44139	Swagelok Company (Strongsville) 15400 Foltz Road Strongsville, Ohio 44119
Swagelok (China) Fluid System Technologies Ltd. Changshu Export Process Zone Changshu Economic Development Zone Changshu, Jiangshu 215513 China	Swagelok Limited Ballafletcher Road Tromode IM4 4RA Isle of Man

THIS IS PART OF  
GRN 0A22161.5  
Technical Standards & Safety Authority  
Boilers & Pressure Vessels  
Safety Program